


HIGH PRESSURE LAMINATE (HPL)



Winter Gray Matrix
MR6005FT
(51.0%)

Gray Matrix
MR6001FT
(33.8%)

Greige Matrix
MR2002FT
(32.0%)

Ivory Essence
ES2001FT
(62.7%)

Beige Starlite
ST2002FT
(73.1%)

Gray Starlite
ST6001FT
(73.2%)

White Mellowtone 2
MT7002FT
(73.2%)


Natural Bamboo
WZ0018FT
(50.1%)




70101
GRAY CONCORD /
GREYSTONE



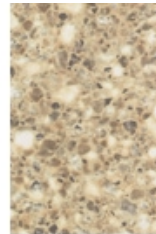
1787
GRAY DUST / MISTY




7481
NATURAL BIRCH



7218
PRAIRIE TERRA




3517
SAND CRYSTALL




1782
STARDUST /
CONSTELLATION




503
STONE GRAFIX




7012
AMBER MAPLE




663
ANTIQUE WHITE
PAPERCRAFT



7217
ARTIC TERRA



70103
CHEYENNE GRAY



3518
FLINT CRYSTALL



507
FOLKSTONE GRAFIX



7220
TUNDRA TERRA

For additional information on High Pressure Laminate and to view larger HPL swatches please visit:
<http://hpl.computerfloorpros.com>

